

Wiredrive Theme Guide



Reel Presentations

A. Logo

- Image
- Max: 400px width x 100px height
- `_x` Position: Left, Center, Right
- `_y` Position: Top, Bottom

Note: The file carousel orients opposite the logo – If logo is top, carousel is placed bottom and the inverse.

B. Background color

- HTML value
- Image options (see examples below):
 - Repeat horizontally only
 - Repeat vertically only
 - Repeat horizontally and vertically
 - Full scale image – scales width and preserves aspect ratio (Note: Some older browsers may remove scaling functionality.)

C. Carousel background color

- HTML value
- Opacity: 0 - 100%

D. Thumbnail background color

- HTML value
- Opacity: 0 - 100%

E. Text color (body)

(displays under file preview)

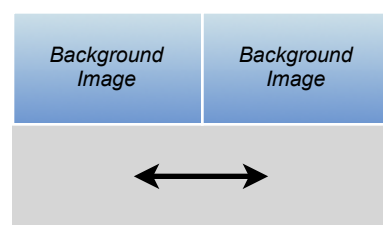
HTML value

F. Text color (details/metadata/navigation)


HTML value

G. Text color (navigations highlight/now playing highlight)


HTML value




TILE HORIZONTALLY



TILE VERTICALLY



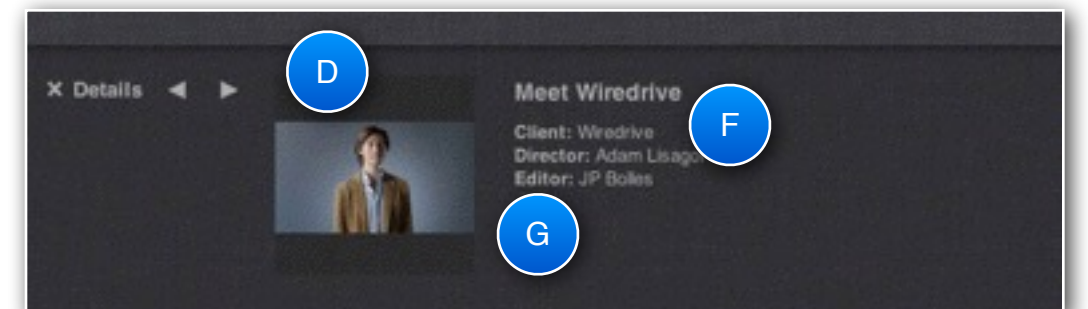
TILE HORIZONTALLY AND VERTICALLY



FIXED SIZE IMAGE WITH `_X`, `_Y` POSITIONING



FULL SCALE IMAGE, STRETCHES WIDTH, RETAINS ASPECT RATIO



Gallery Presentations

A. Logo

- Image
- Max: 400px width x 100px height
- _x Position: Left, Center, Right

B. Header background

HTML value or repeating background image

C. Body background

HTML value or repeating background image

D. Header divider line

(1px separation between header and body area)

- HTML value
- Opacity: 0 - 100%

D. List divider line

(1px separation between files in list view)

- HTML value
- Opacity: 0 - 100%

E. Thumbnail background color

- HTML value
- Opacity: 0 - 100%

F. File carousel color

(Not shown. Appears in file detail)

- HTML value
- Opacity: 0 - 100%

G. Text color (metadata label)

HTML value

H. Label color (metadata text)

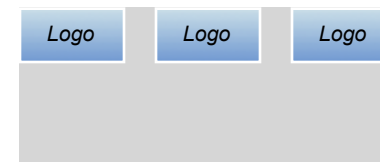
HTML value

I. Highlight color (index number)

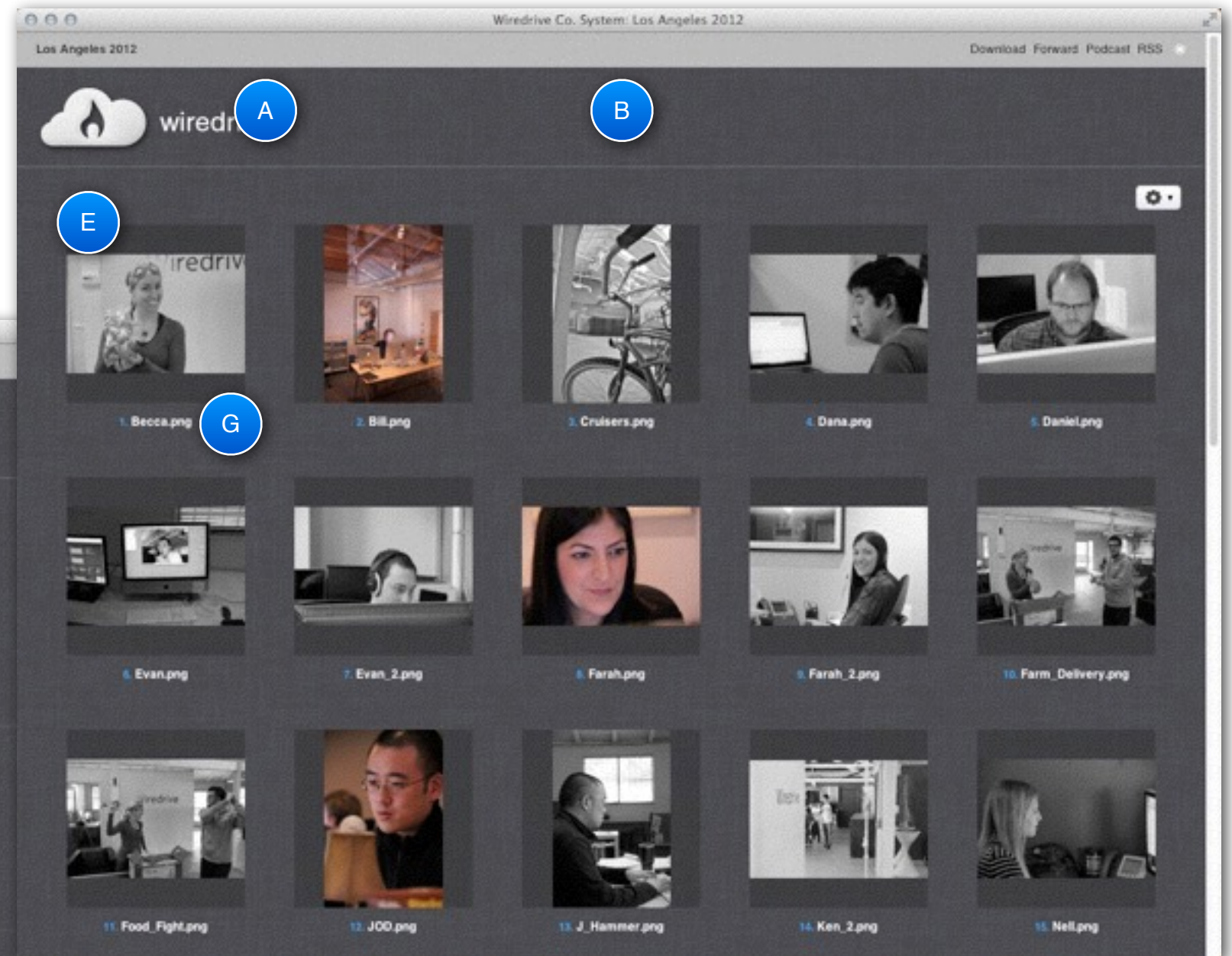
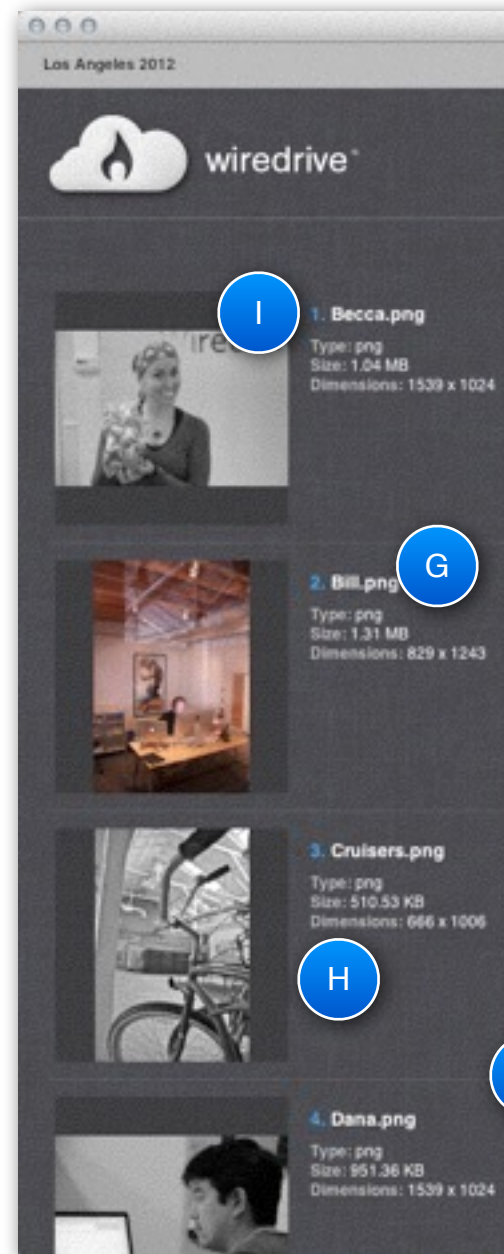
(Used for file numbering and selected items)

HTML value

Note: File numbering can be turned off if you prefer not to display them in presentations.



LOGO POSITIONS



Email Notifications

A. Logo

- Image
- Max: 400px width x 100px height
- _x Position: Left, Center

B. Header background

HTML value or repeating background image

C. Body background

HTML value or repeating background image

D. Email background

(outside of content area)

HTML value or repeating background image

E. Header divider line

(1px separation between header and body area)

HTML value

F. Border

(1px surrounding content area)

HTML value

G. Label color (text 1)

HTML value

H. Message color (text 2)

HTML value

I. Footer text color

HTML value

J. Link color

HTML value

K. View button

- Image
- Fixed: 180px width x 30px height

L. Login button

- Image
- Fixed: 180px width x 30px height



Login

Layout options:

Left

Logo - 380px width x 380px height

Right

Logo - 380px width x 380px height

Top

Logo - 500px width x 230px

Special

Logo - 360px x 150px

Top/left image -Suggested 500px max width x any height

A. Background color

- HTML value
- Image repeats horizontally and vertically

B. Text color

HTML value

C. Link color


HTML value



LEFT



RIGHT



TOP



SPECIAL: LOGO TOP + TOP LEFT JUSTIFIED IMAGE

Application Header

A. Logo

- Image
- Max: any width x 100px height

B. Background color

- HTML value
- Image - repeats horizontally and vertically (Suggested 100px)

C. Text color (navigation)

HTML value

D. Link color (highlight)

(not shown)

HTML value

