

# Bookshelf iOS 3.9 Release Notes

**Vital**source™  
*learning matters*

An INGRAM Content Group Company

## 3.9 Release Notes

We're excited to announce two new features in Bookshelf iOS 3.9: Multitasking / Split S creen support and Collections.

### **Multitasking / Split Screen**

iOS supports using two apps simultaneously side by side on certain devices (iPads running iOS 9 or greater). Students can now have Bookshelf open next to a note taking app, for example.

### **Collections**

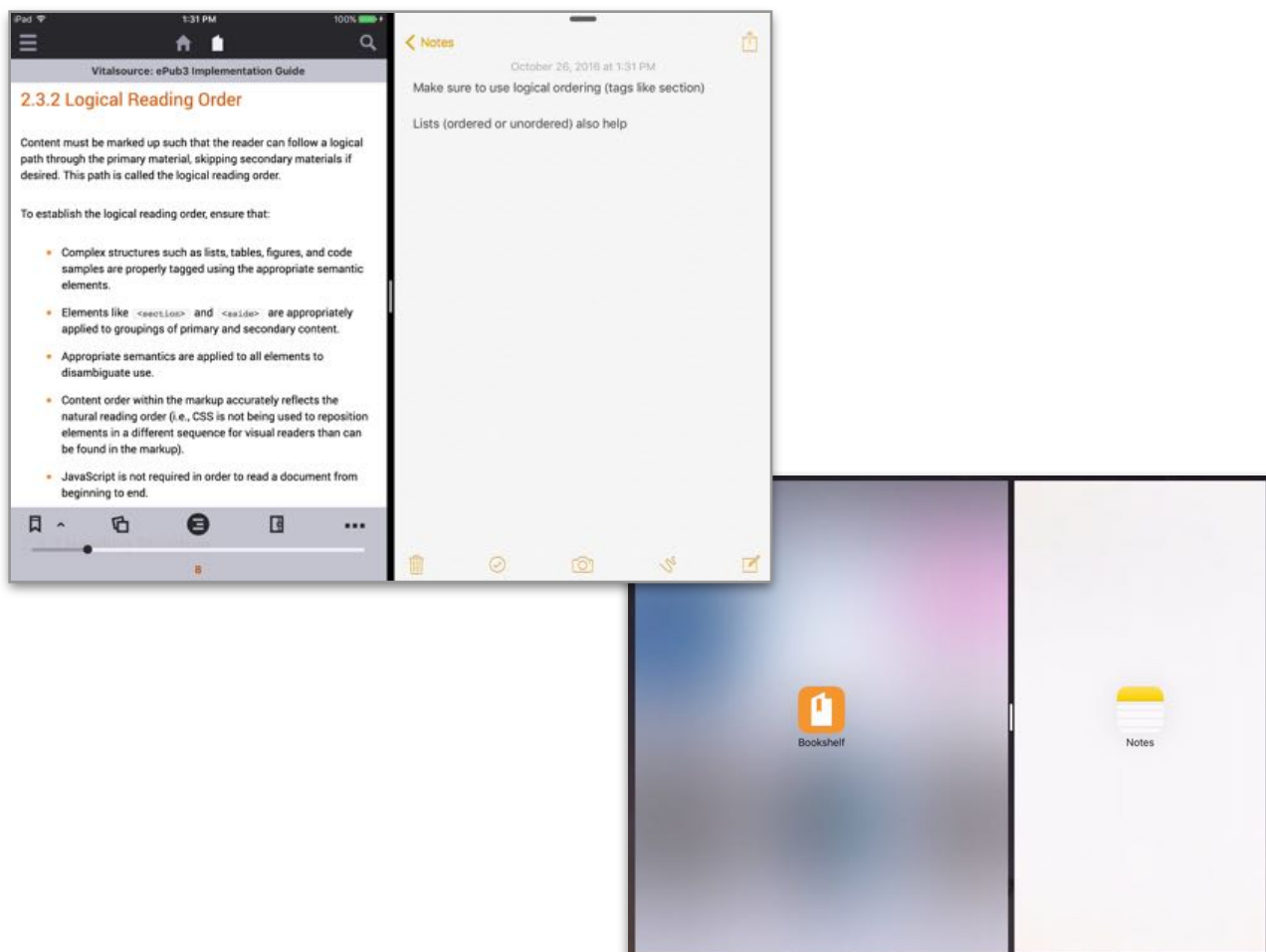
The Bookshelf library now includes filtering based on collections. Books in a student's library are automatically grouped into collections based on subject and topic. This makes it easier for students with large libraries to quickly navigate and find the book they're looking for.

# Multitasking / Split Screen

iOS supports using two apps simultaneously side by side on certain devices (iPads running iOS 9 or greater). Students can now have Bookshelf open next to a note taking app for example

## Using Multitasking / Split Screen

Please follow Apple's guide on how to activate and use multitasking and split screen view here: <https://support.apple.com/en-us/HT202070>

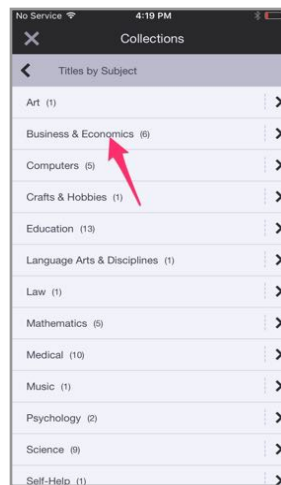
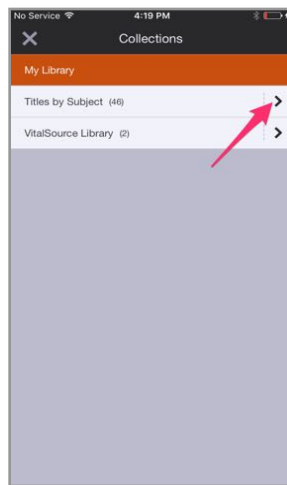
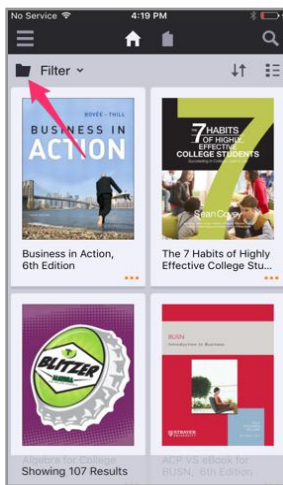


# Collections

The Bookshelf library now includes filtering based on collections. Books in a student's library are automatically grouped into collections based on subject and topic. This makes it easier for students with large libraries to quickly navigate and find the book they're looking for.

## Using Collections

To access collections, tap on the folder icon in the top left. You can then tap on a title to open that collection, or tap the arrow on the right to expand a collection to see its children collections.



Once you are in a collection, you will see the collection title listed ("Business & Economics"). To exit, tap on the folder icon and then tap on the "Reset" button in the top right.

